

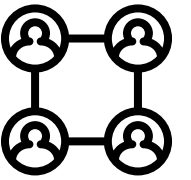











Camera use in Zoom: Making the right choice for your class

Why instructors may prefer cameras on

	Simulates face-to-face learning		Difficult to teach to 'empty boxes'
	Assists with community-building		To confirm student engagement
	Promotes accountability and trust		Provides feedback via visual cues

Why students may have cameras off

	Technology or bandwidth limitations		Hours on Zoom can cause fatigue
	Issues of anxiety or self-consciousness		Invasion of privacy (self or surroundings)
	Visible symptoms of illness		May have caregiver obligations

Consider

1. Establish expectations for using cameras early on, and explain your rationale.
2. Set norms for video conferences and the use of cameras.
3. Reassure students that recordings are for their own personal use.
4. Encourage, but do not insist on using cameras for discussions, virtual office hours, etc.
5. Have short conferences when face-to-face with students.
6. Ask students to make themselves visible while asking/responding to a question; or use chat.
7. In larger classes, some teachers ask students to turn their cameras off during lectures.



This work is licensed under a Creative Commons Attribution 4.0 International License

Adapted from: *Should you require your students to turn on their Zoom cameras?* Oregon State University. <https://beav.es/4Rk>
Camera use in Zoom: Making the right choice for your class. Appalachian State University
<https://drive.google.com/file/d/1UIqFioCF1O6DZ9Xb5nwK2vPga7Cwy7v0/view>